



**BKX**


**THE  
REVOLUTIONARY  
MOTOR FOR  
SLIDING GATES**

**CAME** 

[CAME.COM](https://www.came.com)



**BKX** is the most advanced and powerful sliding motor, with brushless 24 V DC motor and native encoder, ideal for residential and industrial gate applications up to 1200 kg.



## BKX CHARACTERISTICS

- **POWERFUL AND VERSATILE**

Irreversible motor with maximum thrust of 800 N, available in 2 versions for gates up to 800 kg and up to 1200 kg.

- **ADVANCED ELECTRONICS**

Control panel with graphic display, smart configuration via CAME KEY and innovative advanced functions.

- **FAST AND SMOOTH**

With its brushless motor with a maximum torque of 2 Nm, it guarantees smooth motion and a speed of up to 24 m/min.

- **DURABLE AND RELIABLE**

All-metal structure and gears in hardened and tempered carbon steel, which ensure excellent durability with MCBF of 250,000 cycles and IP54 protection rating.

- **COMPATIBLE WITH PREVIOUS MODELS**

With its adapter plates, it can be conveniently installed as a replacement for the BX, BK and BXV series models.

# ADVANCED ELECTRONICS WITH GUIDED CONFIGURATION

CAME.COM

**BKX**, with its durable and reliable mechanics and state-of-the-art electronics, is the most advanced and complete automation for large sliding gates. It is equipped with a toroidal transformer that ensures maximum efficiency and simple installation because of its low weight and dimensions.

The BKX control panel features an impact-resistant ABS cover that protects the electronic board, and leaves the graphic display and four control buttons accessible for configuration.

## CONFIGURATION VIA SMARTPHONE

Through Wi-Fi connection with CAME KEY, users can greatly reduce installation and setup time by using the wizard via smartphone.

Simply plug CAME KEY into the appropriate socket on the control panel and launch the CONNECT Setup App on the smartphone to access advanced functions:

- Guided set up for quick and simple commissioning.
- Access to all automation parameters, which are organized by type.
- Automations management, operations and maintenance control organized by customer.
- Quick radio controls configuration via QR code
- Update firmware on the control board for new features.
- Configurations backup to CONNECT.



## GUIDED CONFIGURATION WITH AUTO-SETUP

The graphical display allows all configurations to be made in 13 different languages using the 4 control keys. The two available guided procedures make the installer's work much easier.

Through these special functions, it is simply a matter of following the instructions on the display to properly perform both the commissioning of the automation and the impact tests.

In fact, based on the gate leaf length and weight setting, all the relevant speed, acceleration and deceleration parameters are automatically configured.

The installer can also set a password to protect access to the menu and prevent unauthorized persons from changing configurations.



# THE CONTROL BOARD




GRAPHIC DISPLAY

MEMORY ROLL  
for saving the configurations  
(included)

CXN BUS INPUTS

RSE CONNECTORS

CAME KEY GATEWAY  
CONNECTOR



- Integrated timer management with automatic DST (day saving time)
- Compatibility with all radio codes and management of up to 1000 users.
- Power supply 230 V / 120 V AC 50/60 Hz
- Output B1 - B2
- Compatibility with RIO System 2.0 accessories (wireless)
- Inputs configurable as resistive
- 4 wired safety inputs
- Command inputs (total stop/opening/partial opening/closing/sequential step-by-step)

## COMPATIBLE WITH ALEXA

Thanks to the optional Wi-Fi gateway that can be plugged directly onto the electronic board, BKX can connect to any router to enable remote management.

In addition to the Automation App that enables users to control the automation from a smartphone, it is also possible to use Amazon Alexa voice commands, to open and close the gate, stop it, or know its status.



Download the AUTOMATION app  
from Google Play and the App Store

# ADAPTIVE SPEED AND TORQUE TECHNOLOGY

**BKX** guarantees maximum efficiency and low maintenance costs, through its continuous torque adaptation system (AST).

The board monitors running speed, acceleration and deceleration ramps, and current consumption at all times.

The torque adaptation system constantly evaluates weight and friction in order to detect obstacles and maintain speed at the set level.

Continuous torque adaptation allows the motor to be always updated on possible friction variations so that it can work perfectly at any latitude, in any weather condition.



## NO MORE FALSE OBSTACLES

The adaptive speed and torque technology ensures greater safety in case of obstacles, as well as the correct detection of friction problems (caused by dirt or small stones on the track) that could cause a motor block and require technical intervention.

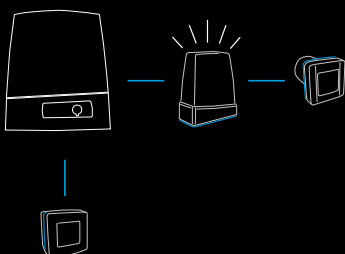
No loss of time for the installer, great satisfaction for the customer.



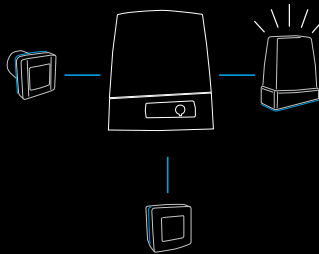
## THE CONTROL BOARD WITH CXN BUS TECHNOLOGY

With the CXN line of accessories with BUS technology, installation can be completed more easily and quickly. Each individual accessory can be configured after completing installation and setting the address of each device. It is also possible to obtain a complete diagnosis on each device. The new electronic board allows BKX to connect both conventional and non-polarised 2-wire accessories.

MIXED  
Connection



STAR  
Connection



CHAIN  
Connection



# A BRUSHLESS MOTOR TESTED TO WITHSTAND


**BKX** was developed with the aim of obtaining a motor capable of operating in all conditions.

The absence of brushes ensures silent operation and reliability over time because there are no components subject to wear and tear.

In addition, the motor is equipped with the innovative star coupling for connection to the worm screw, specially designed to increase the system's efficiency and simplifying maintenance.

The motor and each of its components have undergone rigorous testing to ensure that all parameters are met: in CAME's Central Laboratory, **BKX** has continuously performed thousands of operations to certify a MCBF of 250,000 cycles.


With its maximum torque of **800 N** the motor moves gates weighing up to **1200 Kg** at a speed of **20 m/min**, and gates weighing up to **800 Kg** at a speed of **24 m/min**.



## DEDICATED SLOTS FOR ACCESSORIES

The optimized design makes installation easier and faster. Various accessories can also be housed inside the motor housing, eliminating the need for dedicated external boxes.

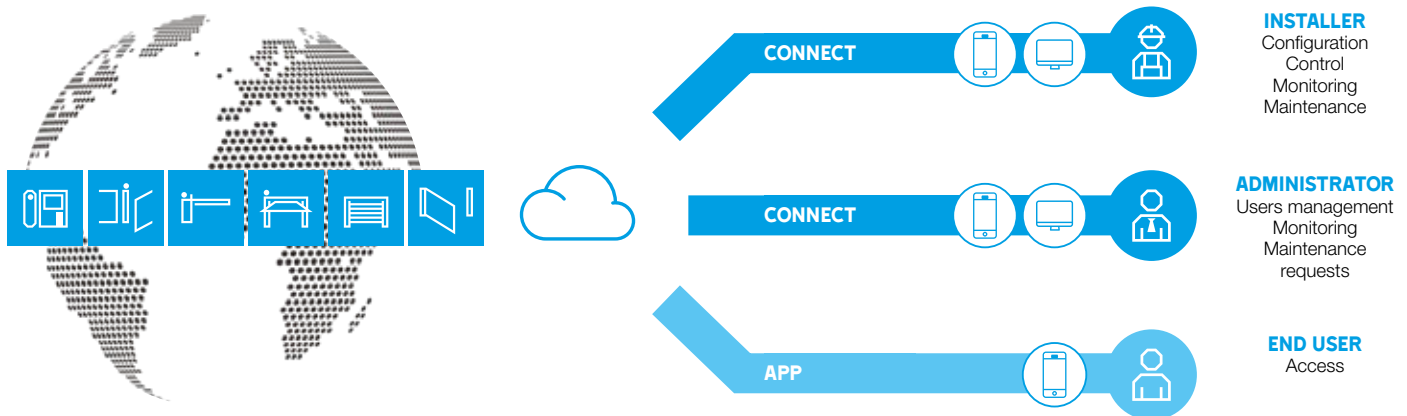
- Battery-powered emergency power supply system (2 x 12 V 5 Ah)
- ACB1 Battery charger (801XC-0230)
- RGSM001 Communication module (806SA-0010)
- SMA Mass Detection Module (009SMA)
- Heating element and thermostat (001RSDN003)



# CONNECT

CONNECT is the CAME technology that allows to manage automations that improve the quality of life. The automations connected over the Internet offer added value for the user and open up new horizons for the installer's business.

CAME has chosen to develop internally the technologies necessary to manage data flow and protection. No external agency processes the information, no server is located in remote locations around the world. An innovative technological heart, to ensure high security and reliability. CAME has invested in research and development with the aim of simplifying the installer's work, improving user experience and offering new digital services.




## CONNECT AT THE INSTALLER'S AND ADMINISTRATOR'S SERVICE

Connected automations can be managed remotely via PC or smartphone. The CONNECT platform enables the automatic programming of transmitters, the management of customers and systems installed, the status of devices and scheduled maintenance. CONNECT allows the installer to offer a complete 24/7 service becoming the trusted partner for his customer.

## CONNECT AT THE END USER'S SERVICE

Through the free Apps that can be installed on any Android or iOS smartphone, the user can control the devices remotely.

  **PLATFORM FOR PC**  
came.com/connect

  **SMARTPHONE APPS**  
CONNECT SetUp

  **SMARTPHONE APPS**  
CAME Automation

## CONNECT MEANS


**INTERNET CONNECTION**  
via CAME gateways

**COMPATIBILITY**  
with new quick-coupling gateways

**CONFIGURATION**  
and setup from smartphone with  
KEY CAME

**REMOTE CONTROL**  
for the user through Apps

# THE COMPLETE RANGE



## OPERATIONAL LIMITS

MODELS	801MS-0600	801MS-0620	801MS-0610	801MS-0630
Maximum door-leaf length (m)	20	20	20	20
Max leaf weight (Kg)	800	800	1200	1200
Pinion module	4	4	4	4

## TECHNICAL FEATURES

MODELS	801MS-0600	801MS-0620	801MS-0610	801MS-0630
Protection rating (IP)	54	54	54	54
Power supply (V - 50/60Hz)	230 AC	120 AC	230 AC	120 AC
Motor power supply (V DC)	24	24	24	24
Power (W)	230	230	270	270
Thrust (N)	800	800	800	800
Maneuvering speed (m/min)	24	24	20	20
Operating temperature (°C)	-20 ÷ +55	-20 ÷ +55	-20 ÷ +55	-20 ÷ +55

● 24 V DC

© CAME SPA - KADENULE23 - 2023 - EN

Came reserves the right to make any changes to this document at any time. Even partial reproduction is prohibited.

# CAME

**CAME S.P.A.**  
Via Martiri della Libertà, 15  
31030 Dosson di Casier  
Treviso - ITALY

**CAME.COM**

We are a leading multinational supplier of integrated high-tech solutions for automating residential, public and urban settings which generate intelligent spaces for the wellbeing of people.

- GATE AUTOMATIONS
- VIDEO ENTRY SYSTEMS
- AUTOMATIONS FOR GARAGES AND INDUSTRIAL DOORS
- AUTOMATIC BARRIERS
- PARKING SYSTEMS
- TURNSTILES AND SPEED GATES
- BOLLARDS AND ROAD BLOCKERS
- HEATING CONTROL
- AUTOMATIC DOORS
- SHUTTER AND BLIND SOLUTIONS
- BURGLAR ALARM SYSTEMS
- HOME AUTOMATION

**CE**

